
Library Tips & Tricks for researching your Lit Review

Jaclyn Spraetz, spraetj@miamioh.edu

In the session, we will:

1. Look at the structural components of a literature review and how to plan research for one
 2. Practice steps for research planning (including developing search terms and creating search strategies)
 3. Locate and search online educational databases
 4. Identify other useful library services and research tools
-



Equity & Excellence in Education



ISSN: 1066-5684 (Print) 1547-3457 (Online) Journal homepage: <https://www.tandfonline.com/loi/ueee20>

Teacher Preparation, Social Justice, Equity: A Review of the Literature

Claudia Ramirez Wiedeman

To cite this article: Claudia Ramirez Wiedeman (2002) Teacher Preparation, Social Justice, Equity: A Review of the Literature, *Equity & Excellence in Education*, 35:3, 200-211, DOI: [10.1080/713845323](https://doi.org/10.1080/713845323)

To link to this article: <https://doi.org/10.1080/713845323>

Questions to Consider:

- How are the ideas presented in the introduction?
 - What is the structure of the literature review?
 - How is the content organized?
 - How are the authors incorporated?
 - What do you notice about the references?
-

Introduction

- Theory / Argument / Hypothesis


Author₁ says this ...

Author₂ says this ...

Author₃ says this ...

Author_∞ says this ...

Conclusion



Theme-Based Literature Review

Introduction

- Theory / Argument / Hypothesis

Theme 1: _____ (subheading)

- Author₁
 - Author₂
 - Author₃
-

Theme 2: _____ (subheading)

- Author₄
 - Author₅
 - Author₆
-

Conclusion



Burkean Parlor Metaphor

“Imagine that you enter a parlor. You come late. When you arrive, others have long preceded you, and they are engaged in a heated discussion, a discussion too heated for them to pause and tell you exactly what it is about... You listen for a while, until you decide that you have caught the tenor of the argument; then you put in your oar. Someone answers; you answer him; another comes to your defense; another aligns himself against you... However, the discussion is interminable. The hour grows late, you must depart. And you do depart, with the discussion still vigorously in progress.”

Research Planning:

What information do you need?

What kinds of sources can provide that information?

How do you search to find those sources?

Research Planning:

What information do you need?

What kinds of sources can provide that information?

How do you search to find those sources?

Research Question:

How are higher education institutions promoting effective and equitable distance learning for students?

Research Question:

Higher Education

Distance learning

Effectiveness

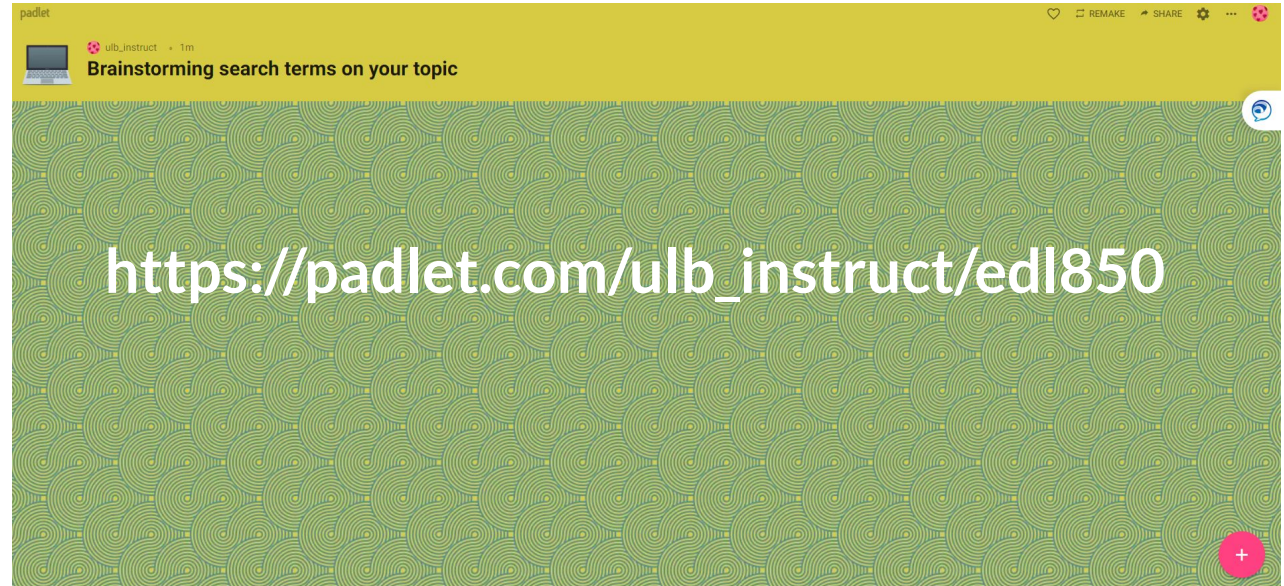
Students

Research Question:

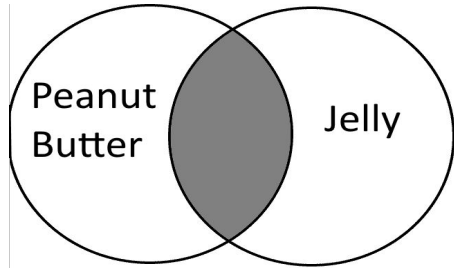
| Higher Education | Distance learning | Effectiveness | Students |
|-------------------------|--------------------------|----------------------------|-------------------|
| College | Virtual | Successful teaching | Student Attitudes |
| University | Elearning | Transformative | Student Learning |
| Education institution | Remote learning | Efficacy | K-12 |
| Ohio college | Alternative learning | Teacher evaluation | Higher Education |
| | Extended learning | Inclusive teaching methods | |
| | | Return on investment | |

retention

Keyword Activity online or in-person

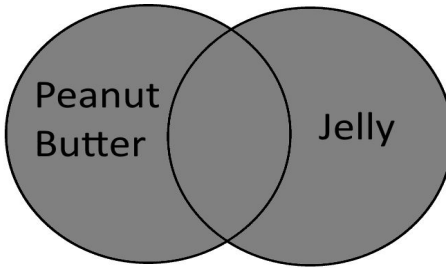


Building Search Strategies



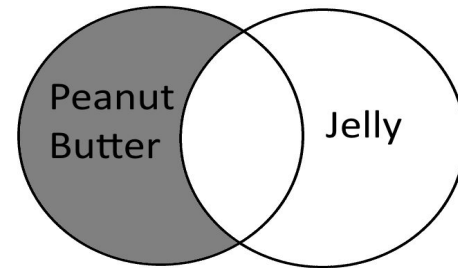
AND

Using AND, this search would only retrieve results with Peanut Butter and Jelly.



OR

Using OR, this search would retrieve results with peanut butter, with jelly, and with both.



NOT

Using NOT, this search would retrieve results with peanut butter, and exclude those with jelly or PB with jelly.

Truncation refers to the process used to expand a word during the searching process. The most commonly used symbols for truncation are *, !, and ?.

Here is an example of truncation:

Teach* which would search teaching, teacher, teachers, etc.

Search Examples

- Higher education AND (distance learning OR virtual learning) AND student attitudes
- (Universities OR colleges) AND distance learning AND teacher effectiveness

Searching: [Academic Search Complete](#) | [Choose Databases](#)

| | | | |
|----------------------------|-----------------------------|------------------------|---|
| <input type="text"/> | Select a Field (optional) ▾ | Search | |
| AND ▾ <input type="text"/> | Select a Field (optional) ▾ | | Create Alert |
| AND ▾ <input type="text"/> | Select a Field (optional) ▾ | | Clear ? |

[+](#) [-](#)

[Basic Search](#) [Advanced Search](#) [Search History](#)

Helpful Links

Library Website: lib.miamioh.edu

Online Guides:

*[Education Leadership Guide](#)

[General Education Guide](#)

[Student Affairs in Higher Ed. Guide](#)

[Link to Educational Leadership Databases](#)

Tips to Take Away

- Keep a list of subject terms and keywords to refer back to.
 - Use the “Thesaurus” option in specific databases.
 - Use the “Choose Databases” option when you want to search more than one database at a time. Ex. searching *Education Research Complete* and *ERIC* at the same time.
 - Think about going to [Databases](#) on the library homepage if you need ideas on databases to search that cover other disciplines. *To do this, click on the drop-down menu, “All Subjects.”*
 - Use Google Scholar to look at the impact of the articles you are searching. This is also good to find key authors in the field.
 - When writing your literature review, [Academic Phrasebank](#) is a great resource!
-

**Library
Services
that are
also
helpful:**

- [OhioLINK](#)
 - [Interlibrary Loan](#)
 - Search Dissertations on [ERIC](#) or through [OhioLINK](#)
 - [Limited Online Library Access \(LOLA\) Lending Service](#)
 - [Curbside Pickup](#) and [Home Delivery](#)
 - [Graduate Student Resources](#)
-

Citation Managers

Feel free to contact me or Ginny Boehme for more help!

Ginny Boehme
boehmemv@miamioh.edu

Citation Managers: Home

Tools useful for managing sources and citing in the proper style.

- Home
- Zotero
- Mendeley
- EndNote

Citation Managers

About citation managers

Citation managers are software or web tools that allow users to collect, organize, read and take notes on articles, books, or other research resources.

There is typically a web browser plugin that allows users to capture information about a resource with just a few clicks and it's stored in the citation manager.

Later on, users can read and take notes on these resources, organize them into folders and by using tags.

When it comes time to write, the citation manager is able to create in-text citations, properly formatted according to which ever style the user chooses. The citation manager can also then be used to create a bibliography or works cited section, again properly formatted.

Choosing a citation manager

Many core features are the same regardless of which you choose, but some have unique functions. It's a personal choice as to which is best. Featured on this guide are Zotero, Mendeley and EndNote, however there are other options.

Zotero and Mendeley are free.

Ask Us!

Name (blank-anonymous)

Your Question

Start Chat

Find out more about citation managers at <https://libguides.lib.miamioh.edu/CitationManagers/home>

I'm happy to help further!

Contact me:

Jaclyn Spraetz

Email: spraetj@miamioh.edu

Schedule a research appointment:

<https://muohio.libcal.com/appointments?u=52778>

[End of Session Survey](#)
